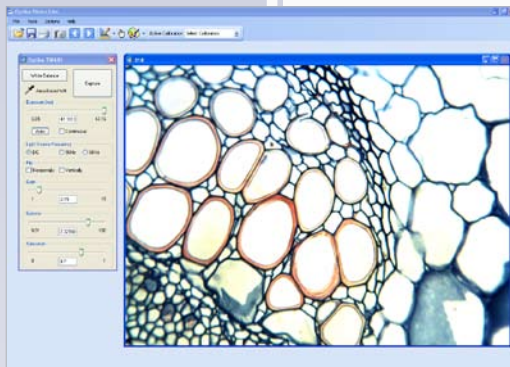




**OPTIKA VISION® LITE** is a software developed by Optika Microscopes with the main purpose to be a handy and simple tool for our costumers using our Optikams and other digital microscope cameras. It has a simple user interface and can be used for image acquisition, line measurements and documentation. It is available in seven languages: English, Italian, French, Spanish, German and Swedish.

### IMAGE AND VIDEO ACQUISITION



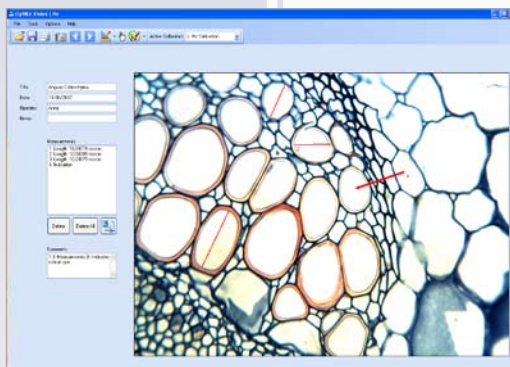
You can capture still images using a live preview that makes it possible to precisely focus your image and change image parameters in order to have a perfect final result. The image can be saved separately in BMP, JPG or TIFF formats.

It is also possible to import saved images from other sources.

Moreover:

- Image stacks acquisition (adjustable time steps),
- Square or round grid on live preview,
- Video acquisition function included.


### MEASUREMENTS



Linear in-scale measurements can be made in any unit

you like, using a simple calibration and measurement tool. The data can be exported to a spreadsheet document for further elaboration. There is also the possibility to indicate special objects in the image and to make comments.

### DOCUMENTATION



A report can be generated simply by printing the document on a normal printer or to a PDF. The document can be personalized with your own logo.